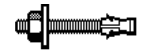


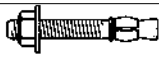
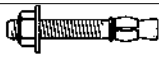
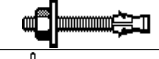
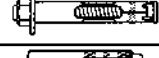




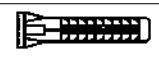
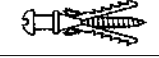
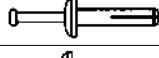




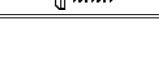











Ancrages

Anchors



GUIDE D'ANCRAGES SÉLECTIONNÉS / ANCHOR SELECTION GUIDE

ANCrages / CONCRETE ANCHORS						
	Nom Name	Finition Type	Dimension Size range	Utilisation Use in	Information générale General information	Page Page
	Parawedge	Grade 2 & 304 & 316 Stainless & Galvanized	1/4" x 1 3/4" to 1-1/4" x 12"	Concrete & Stone	Heavy Duty One-Piece Fully-Threaded Stud-Bolt	2-3
	Three Dimple	Grade 2	1/4" x 2-1/4" to 3/4" x 8-1/2"	Concrete & Stone	Heavy Duty One Piece Fully Threaded Stud- Bolt	2
	Parasleeve	Steel & Stainless Steel	1/4" x 5/8" to 3/4" x 6 1/4"	Concrete, Block Brick & Stone	Pre-Assembled, All Purpose Medium - Duty Anchor, Nine Head Styles Available	4
	Drop-In Anchors	Steel & 304 Stainless	1/4" to 3/4" Internal Thread	Concrete & Stone	Internally Threaded Anchor With Pre- Assembled Expander Plug	5
	Double Expansion Shields	Zinc Alloy	1/4" to 3/4" Internal Thread	Concrete, Brick & Stone	Double Cone Expansion Bolt Anchor For Heavy Duty Applications	5
	Single Expansion Shields	Zinc Alloy	1/4" to 3/4" Internal Thread	Concrete, Block Brick & Stone	Single Cone Expansion Bolt Anchor For Medium Duty Applications	5
	Machine Screw Anchors	Lead & Zinc Alloy	#6 to 1/2" Internal Thread	Concrete, Brick & Stone	Light To Medium Duty Machine Screw Caulking Anchor	6
	Lag Screw Shields	Zinc Alloy	1/4" to 1/2" Short & Long	Concrete, Stone & Mortar Joint	Internally Threaded Light to Medium Duty Lag Screw Anchor	6
	Lead Screw Anchors	Lead	#6-3 x 3/4" to 16-18 x 1 1/2"	Concrete, Block & Brick	Light Duty, Corrosion Resistant Screw Anchor	6
	Plastic Screw Anchors	Polyethylene	#4-6 x 7/8" to #14-16 x 1 1/2"	Concrete, Brick Block & Stone	Economical Light Duty Multi-Size Screw Anchor, Corrosion Resistant	7
	Drive Nail Anchors	Zinc Alloy, Steel & Stainless Steel	3/16" x 7/8" to 1/4" x 2"	Concrete, Block & Brick	Nail Drive Anchor Available With Stainless Steel Nail	6
	Nylon Nail Anchors	Nylon & Steel Nail	3/16" x 1" to 1/4" x 4"	Concrete & Stone	Nylon Drive Anchor Available in Three Head Styles	7
	Nylon Nail Anchor	Nylon	3/16" x 1" to 1/4" x 4"	Concrete & Stone	Nylon Drive Anchor All Nylon White	7
	Concrete Screws	Steel With Corrosion Resistant Coating	3/16" x 1 1/4" to 1/4" x 5"	Concrete, Block Brick	Tapping Concrete Screw Anchor, Light-Duty, Available in Two Head Styles	10
	Drill Bits for Concrete Screws	Steel / Carbide Tip	5/32" x 3 1/2" to 3/16" x 7 1/2"	Concrete, Block Brick	One Drill Bit Also Is Included In Each Box of 100 Concrete Screws	11
	Nylon Rivet	White Nylon	5/16" x 1" to 5/16" x 3-1/8"	Concrete, Brick, Wood & Stone	White Nylon Rivet, One Piece	11

ANCrages / HOLLOW WALL ANCHORS						
	Nom Name	Finition Type	Dimension Size range	Utilisation Use in	Information générale General information	Page Page
	WallDriller®	Nylon or Zinc Alloy	#6 & #8 Short & Long	Drywall	Economical, Easy To Use Screw Anchor, For Use in Drywall	9
	DrillerToggle®	Zinc Alloy	#8 x 2"	Drywall	Easy To Use Hollow Wall Toggle Anchor No Pre-Drilling Required	8
	WallDriller® Picture Hooks	Zinc Alloy	#6 #8	Drywall	No Screw Or Drill Required Available in 4 Colors	9
	Longhorn Nylon Toggles	Nylon	1/4" x S. M. & L. 3/8" x S. M. & L.	Drywall & Masonry	Economical & Versatile Toggle, Screw Anchor, Corrosion Resistant	10
	Spring Toggle Wings & Bolts	Steel	1/8 x 2" to 3/8 x 6"	Hollow Block Drywall, Plaster	Spring Toggle For Use in Hollow Wall Applications	9
	Picture Hooks	Steel	1/8" & 3/16" Screw Diameter	Drywall	Light to Medium-Duty Picture Hook	10
	Hollow Wall Anchors	Steel	1/8" Extra Short to 1/4" X-Long	Drywall, Hollow Block & Plaster	Assembled Unit For Hollow Wall Applications	8

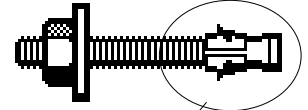
m_ancrages_170309




ANCRES À BÉTON À TROIS AGRAFES - GRADE 2
CONCRETE ANCHORS THREE-DIMPLE - GRADE 2

AVEC ÉCROUS & RONDELLES / COMPLETE WITH NUTS & WASHERS

ACIER PLAQUÉ ZINC / STEEL ZINC PLATED



3 AGRAFES
3 DIMPLES

NUMÉRO	GRANDEUR	FORET	L-FILET	BTE	NUMÉRO	GRANDEUR	FORET	L-FILET	BTE
206-900	1/4 x 2-1/4	1/4	1-1/4	100	206-910	3/4 x 4-1/4	3/4	1-3/4	10
206-901	3/8 x 2-3/4	3/8	1-1/4	50	206-911	3/4 x 5-1/2	3/4	3	10
206-902	3/8 x 3-3/4	3/8	2	50	206-912	3/4 x 6-1/4	3/4	3-1/2	10
206-903	1/2 x 3-3/4	1/2	1-1/2	50	206-913	3/4 x 8-1/2	3/4	4-3/4	10
206-904	1/2 x 4-1/4	1/2	1-3/4	50	ACIER INOXYDABLE 304 STAINLESS STEEL 304 				
206-905	1/2 x 5-1/2	1/2	2-3/4	25					
206-906	1/2 x 7	1/2	3-3/4	25	206-900AI	1/4 x 2-1/4	1/4	1-1/4	100
206-907	5/8 x 4-1/2	5/8	1-3/4	20	206-901AI	3/8 x 2-3/4	3/8	1-1/4	50
206-908	5/8 x 5	5/8	2	20	206-903AI	1/2 x 3-1/4	1/2	1-1/2	50
206-909	5/8 x 6	5/8	3-1/4	20					

ANCRES À BÉTON - GRADE 2*

CONCRETE ANCHORS - GRADE 2*

AVEC ÉCROUS & RONDELLES / COMPLETE WITH NUTS & WASHERS

ACIER PLAQUÉ ZINC / STEEL ZINC PLATED



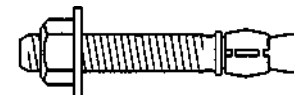
***Aussi disponible sur demande. / *Also available upon request.**
Dimensions spéciales, Acier inoxydable 316, Galvanisé, Calibre 5.
Special lengths, 316 Stainless steel, Hot dipped /gavanized, Grade 5.

NUMÉRO	GRANDEUR	FORET	L-FILET	BTE	NUMÉRO	GRANDEUR	FORET	L-FILET	BTE
206-300	1/4 x 1-3/4	1/4	3/4	100	206-328	5/8 x 8-1/2	5/8	1-1/2	20
206-301	1/4 x 2-1/4	1/4	1-1/4	100	206-365	5/8 x 10	5/8	1-1/2	10
206-302	1/4 x 3-1/4	1/4	2-1/4	100	206-330	3/4 x 4-1/4	3/4	2	10
206-303	3/8 x 2-1/4	3/8	1-1/8	50	206-332	3/4 x 4-3/4	3/4	2-1/2	10
206-304	3/8 x 2-3/4	3/8	1-1/2	50	206-334	3/4 x 5-1/2	3/4	3-1/4	10
206-361	3/8 x 3	3/8	1-3/4	50	206-336	3/4 x 6-1/4	3/4	4	10
206-305	3/8 x 3-3/4	3/8	2-1/2	50	206-338	3/4 x 7	3/4	4	10
206-306	3/8 x 5	3/8	3-1/2	50	206-340	3/4 x 8-1/2	3/4	1-1/2	10
206-362	3/8 x 6-1/2	3/8	2-3/4	50	206-342	3/4 x 10	3/4	1-1/2	10
206-308	1/2 x 2-3/4	1/2	2-3/4	50	206-366	3/4 x 12	3/4	1-1/2	10
206-310	1/2 x 3-3/4	1/2	2-1/4	50	206-344	7/8 x 6	7/8	2-1/4	10
206-312	1/2 x 4-1/4	1/2	2-3/4	50	206-346	7/8 x 8	7/8	2-1/4	10
206-314	1/2 x 5-1/2	1/2	3-1/4	25	206-348	7/8 x 10	7/8	2-1/4	10
206-316	1/2 x 7	1/2	4	25	206-352	1 x 6	1	2-1/4	5
206-363	1/2 x 8-1/2	1/2	4	25	206-354	1 x 9	1	2-1/4	5
206-364	1/2 x 10	1/2	4	25	206-356	1 x 12	1	2-1/4	5
206-318	5/8 x 3-1/2	5/8	1-1/2	20	206-358	1-1/4 x 9	1-1/4	3-1/4	5
206-320	5/8 x 4-1/2	5/8	2-1/2	20	206-360	1-1/4 x 12	1-1/4	3-1/4	5
206-322	5/8 x 5	5/8	3	20					
206-324	5/8 x 6	5/8	4	20					
206-326	5/8 x 7	5/8	4	20					



ANCRES À BÉTON CONCRETE ANCHORS

AVEC ÉCROUS & RONDELLES / COMPLETE WITH NUTS & WASHERS

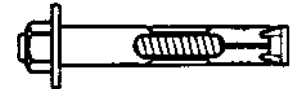


ACIER INOXYDABLE 300
STAINLESS STEEL 300

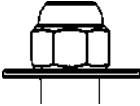

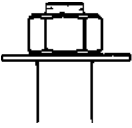
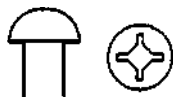
NUMÉRO	GRANDEUR	FORET	L-FILET	BTE	NUMÉRO	GRANDEUR	FORET	L-FILET	BTE
206-666	1/4 x 1-3/4	1/4	3/4	100	206-698	5/8 x 7	5/8	4	20
206-668	1/4 x 2-1/4	1/4	1-1/4	100	206-700	5/8 x 8-1/2	5/8	1-1/2	10
206-670	1/4 x 3-1/4	1/4	2-1/4	100	206-701	5/8 x 10	5/8	1-1/2	10
206-672	3/8 x 2-1/4	3/8	1-1/8	50	206-702	3/4 x 4-1/4	3/4	2	10
206-674	3/8 x 2-3/4	3/8	1-1/2	50	206-704	3/4 x 4-3/4	3/4	2-1/2	10
206-676	3/8 x 3	3/8	1-3/4	50	206-706	3/4 x 5-1/2	3/4	3-1/4	10
206-678	3/8 x 3-3/4	3/8	2-1/2	50	206-708	3/4 x 6-1/4	3/4	4	10
206-680	3/8 x 5	3/8	3-1/2	50	206-709	3/4 x 7	3/4	4	10
206-681	3/8 x 6-1/2	3/8	2-3/4	50	206-710	3/4 x 8-1/2	3/4	1-1/2	10
206-682	1/2 x 2-3/4	1/2	1-1/2	50	206-712	3/4 x 10	3/4	1-1/2	10
206-684	1/2 x 3-3/4	1/2	2-1/4	50	206-713	3/4 x 12	3/4	1-1/2	10
206-686	1/2 x 4-1/4	1/2	2-3/4	50	206-714	7/8 x 6	7/8	2-1/4	10
206-688	1/2 x 5-1/2	1/2	3-1/4	25	206-715	7/8 x 8	7/8	2-1/4	10
206-690	1/2 x 7	1/2	4	25	206-716	7/8 x 10	7/8	2-1/4	10
206-691	1/2 x 8-1/2	1/2	4	25	206-717	1 x 6	1	2-1/4	5
206-695	1/2 x 10	1/2	4	25	206-721	1 x 9	1	2-1/4	5
206-692	5/8 x 3-1/2	5/8	1-1/2	20	206-722	1 x 12	1	2-1/4	5
206-693	5/8 x 4-1/2	5/8	2-1/2	20	206-723	1-1/4 x 9	1-1/4	3-1/4	5
206-694	5/8 x 5	5/8	3	20	206-724	1-1/4 x 12	1-1/4	3-1/4	5
206-696	5/8 x 6	5/8	4	20					



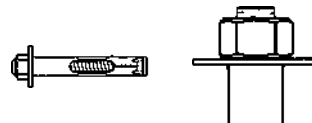
MANCHONS D'ANCRAGE À MAÇONNERIE
MASONRY SLEEVE ANCHORS



ACIER PLAQUÉ ZINC / STEEL ZINC PLATED

NUMÉRO	GRANDEUR	FORET	ENFONCE	BTE	NUMÉRO	GRANDEUR	FORET	ENFONCE	BTE
 ÉCROU BORGNE ACORN NUT					 TÊTE PLATE ÉTOILÉE-COMBINÉE FLAT HEAD PHILLIPS-COMBINATION				
206-724	1/4 x 5/8	1/4	5/8	100	206-758	1/4 x 1-1/2	1/4	1-3/8	100
206-726	1/4 x 1-3/8	1/4	1-3/8	100	206-760	1/4 x 2-1/4	1/4	1-3/8	100
206-728	1/4 x 2-1/4	1/4	1-3/8	100	206-762	1/4 x 3-1/8	1/4	1-3/8	100
					206-764	1/4 x 4	1/4	1-3/8	100
 ÉCROU HEXAGONALE HEXAGONAL NUT					 TÊTE RONDE ÉTOILÉE-COMBINÉE ROUND HEAD PHILLIPS-COMBINATION				
206-730	5/16 x 1-1/2	5/16	1-1/2	100	206-766	5/16 x 2-1/2	5/16	1-1/2	100
206-732	5/16 x 2-1/2	5/16	1-1/2	100	206-768	5/16 x 3-1/2	5/16	1-1/2	100
206-733	3/8 x 1-7/8	3/8	1-7/8	50	206-770	3/8 x 2-3/4	3/8	1-7/8	50
206-734	3/8 x 3	3/8	1-7/8	50	206-772	3/8 x 4	3/8	1-7/8	50
206-736	3/8 x 4	3/8	1-7/8	50	206-774	3/8 x 5	3/8	1-7/8	25
206-738	1/2 x 2-1/4	1/2	2-1/4	25	206-776	3/8 x 6	3/8	1-7/8	25
206-740	1/2 x 3	1/2	2-1/4	25					
206-741	1/2 x 4	1/2	2-1/4	25					
206-742	1/2 x 6	1/2	2-1/4	15					
206-744	5/8 x 2-1/4	5/8	2-1/4	25					
206-746	5/8 x 3	5/8	2-1/4	15					
206-748	5/8 x 4-1/4	5/8	2-1/4	10					
206-750	5/8 x 6	5/8	2-1/4	10					
206-752	3/4 x 2-1/2	3/4	3-3/8	10					
206-754	3/4 x 4-1/4	3/4	3-3/8	5					
206-756	3/4 x 6-1/4	3/4	3-3/8	5					

ACIER INOXYDABLE 304
STAINLESS STEEL 304



ÉCROU HEXAGONALE
HEXAGONAL NUT

NUMÉRO	GRANDEUR	FORET	ENFONCE	BTE	NUMÉRO	GRANDEUR	FORET	ENFONCE	BTE
206-498	1/4 x 1-3/8	1/4	1-3/8	100	206-506	3/8 x 1-7/8	3/8	1-7/8	50
206-499	1/4 x 2-1/4	1/4	1-3/8	100	206-508	3/8 x 3	3/8	1-7/8	50
206-502	5/16 x 1-1/2	5/16	1-1/2	100	206-510	1/2 x 2-1/4	1/2	2-1/4	25
206-504	5/16 x 2-1/2	5/16	1-1/2	100	206-512	1/2 x 3	1/2	2-1/4	25

m. ancrages_17/0009



ANCRES À IMPACT
DROP-IN ANCHORS

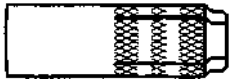
ACIER PLAQUÉ ZINC
STEEL ZINC PLATED



NUMÉRO	GRANDEUR	FORET	LONG	BTE	OUTIL	BTE
206-950	1/4-20 UNC	3/8	1	100	206-718	1
206-951	3/8-16 UNC	1/2	1-9/16	50	206-719	1
206-952	1/2-13 UNC	5/8	2	50	206-720	1
206-953	5/8-11 UNC	7/8	2-1/2	25	206-721	1
206-954	3/4-10 UNC	1	3-3/16	25	206-722	1

ANCRES À IMPACT
DROP-IN ANCHORS

ACIER PLAQUÉ ZINC
STEEL ZINC PLATED



NUMÉRO	GRANDEUR	FORET	LONG	BTE	OUTIL	BTE
206-458	1/4-20 UNC	3/8	1	100	206-718	1
206-459	3/8-16 UNC	1/2	1-9/16	50	206-719	1
206-460	1/2-13 UNC	5/8	2	50	206-720	1
206-461	5/8-11 UNC	7/8	2-1/2	25	206-721	1
206-462	3/4-10 UNC	1	3-3/16	25	206-722	1

ANCRES À IMPACT
DROP-IN ANCHORS

ACIER INOXYDABLE SÉRIE 300
STAINLESS STEEL SERIES 300



NUMÉRO	GRANDEUR	FORET	LONG	BTE	OUTIL	BTE
206-458AI	1/4-20 UNC	3/8	1	100	206-718	1
206-459AI	3/8-16 UNC	1/2	1-9/16	50	206-719	1
206-460AI	1/2-13 UNC	5/8	2	50	206-720	1
206-461AI	5/8-11 UNC	7/8	2-1/2	25	206-721	1
206-462AI	3/4-10 UNC	1	3-3/16	25	206-722	1

ANCRES À DOUBLE EXPANSION
DOUBLE EXPANSION SHIELDS

ACIER PLAQUÉ ZINC
STEEL ZINC PLATED



NUMÉRO	GRANDEUR	FORET	LONG	BTE
206-790	1/4	1/2	1-5/16	50
206-792	5/16	5/8	1-1/2	50
206-794	3/8	3/4	1-1/2	50
206-796	1/2	7/8	2-1/16	25
206-798	5/8	1	2-5/8	20
206-799	3/4	1-1/4	2-3/4	10

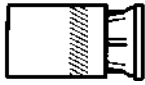
ANCRES À SIMPLE EXPANSION
SINGLE EXPANSION SHIELDS

ACIER PLAQUÉ ZINC
STEEL ZINC PLATED



NUMÉRO	GRANDEUR	FORET	LONG	BTE
206-800	1/4	1/2	1-5/16	50
206-802	5/16	5/8	1-1/2	50
206-804	3/8	3/4	1-1/2	50
206-806	1/2	7/8	2-1/16	25
206-808	5/8	1	2-5/8	20
206-810	3/4	1-1/4	2-3/4	10

m_ancrages_17/03/03

**ANCRES POUR VIS MACHINÉES***
MACHINE SCREW ANCHORS***PLOMB & ACIER PLAQUÉ ZINC**
LEAD & STEEL ZINC PLATED* CHAQUE BOÎTE INCLUE UN OUTIL
POUR L'INSTALLATION.
* SETTING TOOL INCLUDED IN EACH BOX.

NUMÉRO	GRANDEUR	FORET	TROU PROF.	BTE
206-812	#6-32UNC	5/16	1/2	100
206-814	#8-32UNC	5/16	1/2	100
206-816	#10-24UNC	3/8	5/8	100
206-818	1/4-20UNC	1/2	7/8	100
206-820	5/16-18UNC	5/8	1	100
206-822	3/8-16UNC	3/4	1-1/4	100
206-824	1/2-13UNC	7/8	1-1/2	100

ANCRES POUR TIRE-FOND*
LAG SCREW SHIELDS***ACIER PLAQUÉ ZINC**
STEEL ZINC PLATED* LES ANCRES POUR TIRE-FOND DE GRANDEUR 5/8 ET 3/4,
SONT DISPONIBLE SUR DEMANDE.
* LAG SCREW SHIELDS 5/8 & 3/4 ARE AVAILABLE ON SPECIAL REQUEST.

NUMÉRO	GRANDEUR	FORET	LONG	BTE
206-826	1/4 S	1/2	1	50
206-828	5/16S	1/2	1-1/4	50
206-830	3/8 S	5/8	1-3/4	50
206-832	1/2 S	3/4	2	50
206-834	1/4 L	1/2	1-1/2	50
206-836	5/16L	1/2	1-3/4	50
206-838	3/8 L	5/8	2-1/2	50
206-840	1/2 L	3/4	3	25

CHEVILLE DE PLOMB
LEAD ANCHORS

NUMÉRO	GRANDEUR	FORET	VIS	BTE
206-842	#6-8 x 3/4	1/4	#6 à #8	100
206-844	#6-8 x 1	1/4	#6 à #8	100
206-846	#6-8 x 1-1/2	1/4	#6 à #8	100
206-848	#10-12 x 3/4	5/16	#10 à #14	100
206-850	#10-12 x 1	5/16	#10 à #14	100
206-852	#10-12 x 1-1/2	5/16	#10 à #14	100
206-854	#16-18 x 1	3/8	#16 à #18	100
206-856	#16-18 x 1-1/2	3/8	#16 à #18	100

CHEVILLES AVEC CLOUS
DRIVE NAIL ANCHORS**ACIER PLAQUÉ ZINC**
STEEL ZINC PLATED

NUMÉRO	GRANDEUR	FORET	ENFONCE	BTE
206-101	3/16 x 7/8	3/16	5/8	100
206-102	1/4 x 3/4	1/4	5/8	100
206-103	1/4 x 1	1/4	3/4	100
206-104	1/4 x 1-1/4	1/4	3/4	100
206-105	1/4 x 1-1/2	1/4	3/4	100
206-106	1/4 x 2	1/4	3/4	100

CHEVILLES AVEC CLOUS
DRIVE NAIL ANCHORS**ACIER INOXYDABLE 300**
STAINLESS STEEL 300

NUMÉRO	GRANDEUR	FORET	ENFONCE	BTE
206-103AI	1/4 x 1	1/4	3/4	100
206-104AI	1/4 x 1-1/4	1/4	3/4	100
206-105AI	1/4 x 1-1/2	1/4	3/4	100
206-106AI	1/4 x 2	1/4	3/4	100

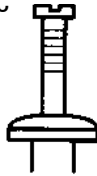


CHEVILLES DE NYLON AVEC CLOUS
NYLON NAIL-IN ANCHORS

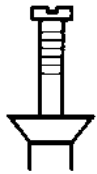
CLOU EN ACIER ZINQUÉ CHEVILLE EN NYLON BLANC
NAIL STEEL ZINC NYLON ANCHOR WHITE



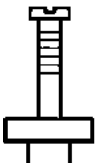
TÊTE CHAMPIGNON
MUSHROOM HEAD



TÊTE PLATE
FLAT HEAD



TÊTE RONDE
ROUND HEAD



NUMÉRO	GRANDEUR	FORET	BOÎTE
206-109	3/16 x 1	3/16	100
206-112	1/4 x 3/4	1/4	100
206-114	1/4 x 1	1/4	100
206-115	1/4 x 1-1/2	1/4	100
206-116	1/4 x 2	1/4	100
206-117	1/4 x 3	1/4	100
206-117A	1/4 x 4	1/4	50
206-148	3/16 x 1	3/16	100
206-149	3/16 x 1-1/2	3/16	100
206-150	1/4 x 1	1/4	100
206-151	1/4 x 1-1/2	1/4	100
206-152	1/4 x 2	1/4	100
206-108	3/16 x 1	3/16	100
206-110	3/16 x 1-1/2	3/16	100
206-113	1/4 x 1	1/4	100
206-153	1/4 x 1-1/2	1/4	100
206-154	1/4 x 2	1/4	100

CHEVILLES DE NYLON AVEC CLOUS
NYLON NAIL ANCHORS

BLANC / WHITE



NUMÉRO	GRANDEUR	FORET	BOÎTE
206-109PL	3/16 x 1	3/16	100
206-112PL	1/4 x 3/4	1/4	100
206-114PL	1/4 x 1	1/4	100
206-115PL	1/4 x 1-1/2	1/4	100
206-116PL	1/4 x 2	1/4	100
206-117PL	1/4 x 3	1/4	100
206-117APL	1/4 x 4	1/4	50

CHEVILLES DE PLASTIQUE
PLASTIC SCREW ANCHORS



NUMÉRO	GRANDEUR	COULEUR	VIS	FORET	LONG	BTE
206-145	3/16 x 7/8	Jaune / Yellow	#4-6	3/16	1-1/8	100
206-147	3/16 x 1	Blanc / White	#6-8	3/16	1-1/8	100
206-142	1/4 x 1-1/4	Bleu / Blue	#8-10	1/4	1-1/2	100
206-146	5/16 x 1-1/2	Vert / Green	#10-12	5/16	1-3/4	100


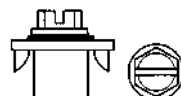

m_ancrages_170309



FIXATIONS POUR MURS CREUX
HOLLOW WALL ANCHORS




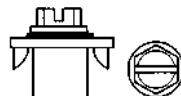
ACIER PLAQUÉ ZINC / STEEL ZINC PLATED

NUMÉRO	GRANDEUR	ÉPAISSEUR	FORET	BTE	NUMÉRO	GRANDEUR	ÉPAISSEUR	FORET	BTE
 TÊTE TRONCONIQUE - COMBINÉE PAN HEAD					 TÊTE HEXAGONE HEXAGON HEAD				
206-124	1/8 XS	1/16 - 1/4	5/16	100	206-160	1/8 SHH	1/8 - 1/2	5/16	100
206-125	1/8 X	1/8 - 1/2	5/16	100	206-168	1/8 LHH	5/8 - 7/8	5/16	100
206-126	1/8 L	5/8 - 7/8	5/16	100	206-169	1/8 SLHH	1/8 - 13/16	5/16	100
206-155	1/8 SL	1/8 - 13/16	5/16	100	 TÊTE PLATE - FENDUE FLAT HEAD				
206-157	1/8 XL	1-1/4 - 1-1/2	5/16	100	206-170	1/8 SFH	1/8 - 1/2 ZINC	5/16	100
206-127	3/16 S	1/8 - 5/8	3/8	50	206-171	1/8 SNLS	1/8 - 1/2 NOIR	5/16	100
206-128	3/16 L	5/8 - 1-3/16	3/8	50	206-190	1/8 SCS	1/8 - 1/2 CUIVRE	5/16	100
206-158	3/16 XL	1-1/4 - 1-3/4	3/8	50	206-191	1/8 BRS	1/8 - 1/2 BRONZE	5/16	100
206-129	1/4 S	1/8 - 5/8	1/2	50	206-192	1/8 SBS	1/8 - 1/2 LAITON	5/16	100
206-130	1/4 L	5/8 - 1-3/16	1/2	50	206-193	1/8 SWS	1/8 - 1/2 BLANC	5/16	100
206-159	1/4 XL	1-1/4 - 1-3/4	1/2	50	206-194	1/8 SZS	1/8 - 1/2 SATIN ZINC	5/16	100

FIXATIONS À IMPACT POUR MURS CREUX
HOLLOW WALL DRIVE ANCHORS

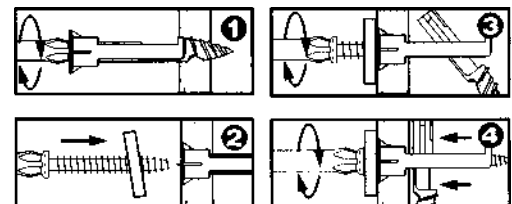
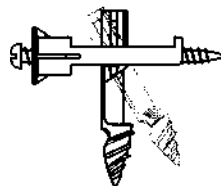


ACIER PLAQUÉ ZINC / STEEL ZINC PLATED

NUMÉRO	GRANDEUR	ÉPAISSEUR	FORET	BTE	NUMÉRO	GRANDEUR	ÉPAISSEUR	FORET	BTE
 TÊTE TRONCONIQUE - COMBINÉE PAN HEAD					 TÊTE HEXAGONE HEXAGON HEAD				
206-195	1/8 XSD	1/16 - 1/4	N/A	100	206-197	1/8 SDHH	1/8 - 1/2	N/A	100
206-118	1/8 SD	1/8 - 1/2	N/A	100	206-198	1/8 SLDHH	1/8 - 13/16	N/A	100
206-120	1/8 LD	5/8 - 7/8	N/A	100					
206-196	1/8 SLD	1/8 - 13/16	N/A	100					

DRILLERTOGGLE®

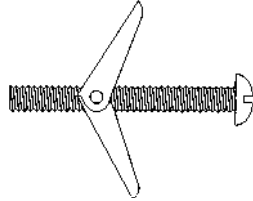
NUMÉRO	GRANDEUR	BTE
206-261	#8 x 2	100




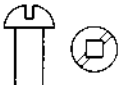
m. ancrages 170009



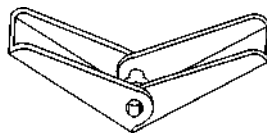
**ATTACHES À RESSORT
SPRING TOGGLE BOLTS**



NUMÉRO	GRANDEUR	FORET	BTE
 TÊTE CHAMPIGNON MUSHROOM HEAD			
206-401	1/8 x 2	3/8	50
206-412	1/8 x 3	3/8	50
206-414	1/8 x 4	3/8	50

NUMÉRO	GRANDEUR	FORET	BTE
 TÊTE RONDE ROUND HEAD			
206-416	3/16 x 2	5/8	50
206-418	3/16 x 3	5/8	50
206-420	3/16 x 4	5/8	50
206-421	3/16 x 5	5/8	50
206-422	3/16 x 6	5/8	50
206-189	1/4 x 3	3/4	50
206-426	1/4 x 4	3/4	50
206-424	1/4 x 5	3/4	50
206-425	1/4 x 6	3/4	50
206-427	5/16 x 3	7/8	25
206-428	5/16 x 4	7/8	25
206-429	5/16 x 5	7/8	25
206-430	5/16 x 6	7/8	25
206-440	3/8 x 3	1	25
206-442	3/8 x 4	1	25
206-443	3/8 x 5	1	25
206-444	3/8 x 6	1	20

**ATTACHES À RESSORT
SPRING TOGGLE BOLTS**



NUMÉRO	GRANDEUR	FORET	BTE
206-870	1/8	N/A	100
206-871	3/16	N/A	100
206-872	1/4	N/A	100
206-873	5/16	N/A	100
206-874	3/8	N/A	100

WALLDRILLER®



VIS INCLUSES / SCREWS INCLUDED

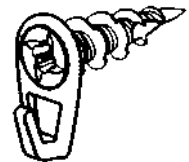
NUMÉRO	GRANDEUR	FINI	BTE
206-478	#6	Nylon	100
206-482	#8 Long	Nylon	100
206-484	#6	Zinc	100
206-486	#8 Court	Zinc	100
206-488	#8 Long	Zinc	100

SANS VIS / WITHOUT SCREWS



NUMÉRO	GRANDEUR	FINI	BTE
206-878	#6	Nylon	100
206-859	#8 Long	Nylon	100
206-860	#6	Zinc	100
206-861	#8 Court	Zinc	100
206-862	#8 Long	Zinc	100

**CROCHET POUR CADRE
WALLDRILLER®
PICTURE HOOK**



NUMÉRO	GRANDEUR	BTE
USAGE RÉGULIER		
206-253	#6 Zinc	50
206-254	#6 Brass	50
206-255	#6 White	50
POUR PORTE CREUSE		
206-256	#8S Brass	50
206-257	#8S Black	50
USAGE INTENSIF		
206-258	#8L Zinc	50
206-259	#8L Brass	50
206-260	#8L White	50

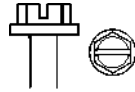
m_ancrages_17/0309

VIS À BÉTON
CONCRETE SCREWS

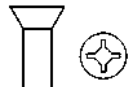
INCLUS UN FORET À BÉTON PAR BOÎTE / INCLUDED ONE DRILL BIT PER BOX



TÊTE HEXAGONE FENDUES
SLOTTED HEXAGON HEAD



TÊTE PLATE HYBRIDE ROBERTSON & PHILLIPS
HYBRID ROBERTSON & PHILLIPS FLAT HEAD



NUMÉRO	GRANDEUR	FORET	BOÎTE	NUMÉRO	GRANDEUR	FORET	BOÎTE
206-161	3/16 x 1-1/4	5/32	100	206-200	3/16 x 1-1/4	5/32	100
206-162	3/16 x 1-3/4	5/32	100	206-201	3/16 x 1-3/4	5/32	100
206-163	3/16 x 2-1/4	5/32	100	206-206	3/16 x 2-1/4	5/32	100
206-164	3/16 x 2-3/4	5/32	100	206-210	3/16 x 2-3/4	5/32	100
206-165	3/16 x 3-1/4	5/32	100	206-211	3/16 x 3-1/4	5/32	100
206-166	3/16 x 3-3/4	5/32	100	206-216	3/16 x 3-3/4	5/32	100
206-167	3/16 x 4	5/32	100	206-218	3/16 x 4	5/32	100
206-180	1/4 x 1-1/4	3/16	100	206-208	1/4 x 1-1/4	3/16	100
206-181	1/4 x 1-3/4	3/16	100	206-234	1/4 x 1-3/4	3/16	100
206-182	1/4 x 2-1/4	3/16	100	206-238	1/4 x 2-1/4	3/16	100
206-183	1/4 x 2-3/4	3/16	100	206-241	1/4 x 2-3/4	3/16	100
206-184	1/4 x 3-1/4	3/16	100	206-242	1/4 x 3-1/4	3/16	100
206-185	1/4 x 3-3/4	3/16	100	206-248	1/4 x 3-3/4	3/16	100
206-186	1/4 x 4	3/16	100	206-250	1/4 x 4	3/16	100
206-187	1/4 x 5	3/16	100	206-251	1/4 x 5	3/16	100
				206-252	1/4 x 6	3/16	100

ANCRAGES NYLON
NYLON TOGGLES



USAGE LÉGER / LIGHT DUTY (vis #6 - #8 - #10, recommander #8)

NUMÉRO	FORET	USAGE	GRIP	BTE
206-219	1/4	1/4"S / Porte creuse	1/8 - 5/16	100
206-220	1/4	1/4"M / Gypse 3/8	5/16 - 7/16	100
206-221	1/4	1/4"L / Gypse 1/2	7/16 - 9/16	100

USAGE MOYEN / MEDIUM DUTY (vis #8 - #10 - #12, recommander #10)

NUMÉRO	FORET	USAGE	GRIP	BTE
206-121	3/8	3/8"S / Gypse 3/8	1/8 - 5/16	100
206-122	3/8	3/8"M / Gypse 1/2	5/16 - 7/16	100
206-123	3/8	3/8"L / Gypse 5/8	9/16 - 11/16	100

CROCHETS POUR PHOTOS
PICTURE HOOKS



NUMÉRO	GRANDEUR	BTE
206-137	POUR VIS DE DIAMÈTRE 1/8" OU 3/16"	100

OUTIL D'INSTALLATION
INSTALLER TOOL

206-222

OUTIL POUR INSTALLER LES FIXATIONS
POUR MUR CREUX
*INSTALLER TOOL FOR HOLLOW WALL
ANCHORS*



FORETS AU CARBURE POUR BÉTON
CARBIDE MASONRY DRILL



NUMÉRO	GRANDEUR			BTE
RÉGULIÈRE / REGULAR				
MB1800	1/8	x	3	1
MB5320	5/32	x	3	1
MB3160	3/16	x	4	1
MB7320	7/32	x	4	1
MB1400	1/4	x	4	1
MB9320	9/32	x	4	1
MB5160	5/16	x	5	1
MB1132	11/32	x	5	1
MB3800	3/8	x	5	1
MB7160	7/16	x	6	1
MB1200	1/2	x	6	1
MB9160	9/16	x	6	1
MB5800	5/8	x	6	1
MB3400	3/4	x	6	1
MB7800	7/8	x	6	1
MB1000	1	x	6	1
MB11400	1-1/4	x	6	1
EXTRA LONG / EXTRA LONG				
LMB1400	1/4	x	12	1
LMB5160	5/16	x	12	1
LMB3800	3/8	x	12	1
LMB1200	1/2	x	12	1
LMB5800	5/8	x	12	1
LMB3400	3/4	x	12	1
LMB7800	7/8	x	12	1
LMB1000	1	x	12	1
LMB11400	1-1/4	x	13	1

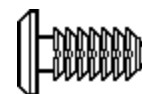
FORETS POUR VIS À BÉTON
DRILL BITS FOR CONCRETE SCREWS



NUMÉRO	DIMENSION			BTE
LMB632-312	5/32	x	3-1/2	1
LMB532-412	5/32	x	4-1/2	1
LMB532-512	5/32	x	5-1/2	1
LMB316-312	3/16	x	3-1/2	1
LMB316-412	3/16	x	4-1/2	1
LMB316-512	3/16	x	5-1/2	1
LMB316-612	3/16	x	6-1/2	1
LMB316-712	3/16	x	7-1/2	1

ANCRAGES NYLON BLANC / UNE PIÈCE
WHITE NYLON RIVETS / ONE PIECE

UTILISEZ FORET #MHD-K



NUMÉRO	GRANDEUR			FORET	BTE
242-221	5/16	x	1	.281	100
242-221V	5/16	x	1	.281	1000
242-221AV	5/16	x	1-5/8	.281	1000
242-221CV	5/16	x	2-1/8	.281	1000
242-221EV	5/16	x	2-5/8	.281	1000
242-221FV	5/16	x	3-1/8	.281	1000

**CONTACTEZ-NOUS
GET IN TOUCH**

1 800 463-5259

info@prdistribution.ca

Notre service, toujours en tête.^{MD} Our service, one step ahead.TM

prdistribution.ca

1 800 463-5259
info@prdistribution.ca

Siège social • Head Office

6500, rue Zéphirin-Paquet
Québec QC G2C 0M3
T 418 872-6018 F 418 872-6583

Succursale • Branch

1100, rue de la Manic
Saguenay QC G7K 1A2
T 418 545-1100 F 418 545-1104

